



Honolulu Woodturners
A Chapter of the
American Association of Woodturners

July 9, 2024 Meeting Minutes

President's Report:



Warren

President Warren Na'ai brought the meeting to order at 6:07 p.m. The meeting was recorded and will be available for viewing on YouTube.

Steve from Seattle joined us as a guest.

Warren gave a recap of the club's woodturning demo at the Anthony D. Allen birthday celebration at Washington Middle School on June 15.

Our club has been invited to do a woodturning demo during the Arbor Day celebration at Maili Community Center on November 8. Details to come.

Following reports that the event was a hit, fellow member, Bruce Soll, announced that our club has again been invited to do an exhibit and demo at the Oahu Country Club. It would take place after December. Bruce inquired if members in the audience were interested. There was overwhelming support to move forward.

Warren gave thanks to Willy Ridep who fulfilled the request of a fellow woodturner from Colorado for monkey pod wood. The turner, Larry Fox, needed the wood to make an urn for someone who recently passed away. Mahalo Willy!

Andy Cole moderated a discussion by members relating their experiences at AAW's Portland Symposium in May. Craig Mason, Kevin Lui, Rob Faris and Bruce Soll gave their thoughts. Comments were overwhelmingly full of enthusiasm and praise.

Treasurer's Report:

Rob Faris reported the account balance on 6/30/24 was \$12290.04.

Evening's Demonstration:


Vice President, Adam Vila, showed us how to incorporate a router jig into our turning projects. As an example of this, he showed a cigar ashtray he made with routed flutes to cradle cigars.



The first step in Adam's discussion was to create a large work surface to attach to your lathe bed. The jig for the router slides over this surface when creating the flutes. Adam used a clamping platform he initially made for his table saw. However, by flipping it over he repurposed it for this routing application.



Adam then proceeded to discuss his experience with various routing options, in particular noting pitfalls he encountered along the way. Photo on the right shows a router jig he made that slides on the wood surface mounted to the lathe bed. By clamping a guide to the horizontal wood surface the direction and depth of the cut can be controlled. Also, by incorporating an indexing wheel, flutes can be made at consistent intervals.



A video says it all. Here's a link to the meeting where you can watch Adam's presentation: [Honolulu Woodturners Meeting, July 2024](#)

This Meeting's Challenge:

The challenge laid down at the last meeting was to turn an urn. Minimum size requirement: It must at least fit a hummingbird (its remains – not a live one!). What an avalanche of creative entries! Six prizes were awarded: 1st and 2nd place got a \$25 gift certificate, 3rd and 4th place got \$20 gift certificates, and 5th and 6th got \$15 gift certificates. (Please note, you can only win in the challenge if your piece is physically at the meeting. You or anybody else can bring the piece in. The person bringing the piece must sign in for the entrant. To win, the entrant must also attend the meeting either in-person or by Zoom.)

Challenge Winners

First Place



Mike Chu: Burl urn w/finial

Second Place



Eric LeBuse: Christmas Berry urn, koa lid

Third Place



Luther Bjornsen: Cook Pine urn

Fourth Place



Larry Rodrigues: Kou urn

Fifth Place



Andy Cole: Milo urn

Sixth Place



Kevin Lui: Milo urn

Honorable Mention:

Craig Mason
Dean Mailheau
Rob Hale

Kou urn with fish hook lid
Small Norfolk Pine urn
Australian Fern urn (brass insert epoxied with G/flex 650 by Gougeon Brothers, a flexible epoxy that permits movement)

Kit Beuret
Tommy Uno
Richard Wada
Robert Duffer
Warren Na'ai
Mike Schick
Tim Freeman
Roy Reeber
Bruce Soll

Cypress urn
Ironwood urn
Mahogany and frog wood urn with milo lid
Guava wood urn
Milo urn
Neem urn with shell embellishment
Mahogany and African blackwood urn
Cook Pine urn
Photo of 3 urns made for deceased friend

Selected Challenge Pieces:





Instant Gallery:

The Instant Gallery invites turners to share any of their creations with the club. It's open to any member.

Tommy Uno	Ironwood bowl, split bowl with repair
Andy Cole	Exotic wood scrap, maybe petrified wood or kauila?
Tim Freeman	Pheasantwood hollow form with multiple lids
Eric LeBuse	Mahogany goblet, natural edge cedar bowl
Bruce Soll	Woodturned cannon (made at age 13!)
Albert Koorenhof	Natural edge mango wood bowl
Warren Na'ai	Trio of pendants
Kevin Lui	Walnut shoe horn stand
Larry Rodrigues	Toothpick and napkin holder
Luther Bjornsen	Natural edge neem bowl
George Lacey	Monkey pod bowl, goblet
Jon Ogata	Collaborative vase, pheasantwood hollow form

Selected Instant Gallery Pieces:





Participation Prize:

Just showing up is rewarded! The Participation Prize is a \$30 Woodcraft gift card. Members attending the meeting in person or by Zoom are eligible for the drawing. This meeting's winner is George Lacey. Congrats!




Tech Talk:

Kevin Lui showed a disc sander he made for his lathe. The plywood sanding disc is screwed to a faceplate that screws onto the lathe spindle. The sanding table is mounted to the banjo via a ½" galvanized pipe screwed into a pipe flange. A 1" outside diameter sleeve goes over the ½" pipe so it fits in the tool rest hole.

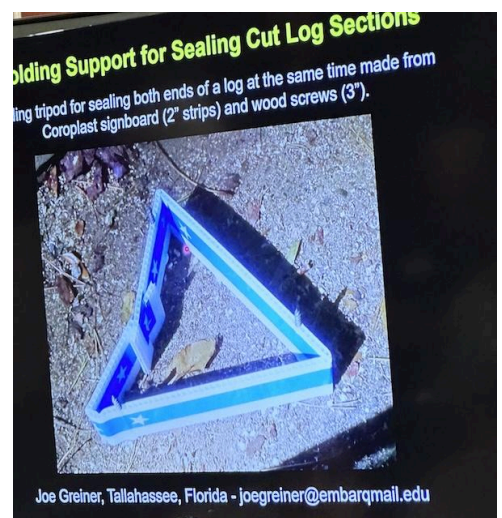


Rob Hale showed the Doug Clark Stability Rest he bought at the AAW Symposium. It provides a large flat tool rest surface which helps keep carbide tools on center and stable, especially as you cut deeper into your bowl or hollow form.

From the symposium, Rob also recommended a water-based lacquer finish called Hydrocote Resisthane Plus by Hood Finishing. It can be applied by spraying or wiping on. Rob is impressed with the results.



Rob Faris shared his discoveries from the Gadgets and Gizmos presentation at the symposium. He showed photos of ways to support your work as the finish dries. Photo on the right shows the real value of political yard signs. They can be repurposed to form a tripod to place your wood when you are sealing it.



Your Challenge for the Next Meeting:

In keeping with Adam's router jig demo, Rob Hale laid down a challenge for members to create a bowl, platter or hollow form with some sort of carving detail. The detail can be made by hand and/or by power tool. Be sure your entry fits within a 10" cube. Give it a try gang!

Mahalos to:



Andy Cole: Truckload of kamani



Willy Ridep: Blocks of mango

-Willy Ridep and Albert Koorenhof: Thanks for volunteering to help with the Challenge and Instant Gallery photos.

-MRC Roofing (Mike Chu and Kraig Smith): Mahalo for the great locale!

Lastly, thank you to everyone for coming out. Great to see such a lively crowd enjoying all things wood!

Next meeting: September 10, 2024, 6:00PM. Please join us!

Submitted by Kevin Lui, Secretary